

INSTALLATION - *with harness system*

- 1 Place *forward-facing* on vehicle seat.
- 2 Lift seat pad flap, thread vehicle seat belt through openings and buckle belt (*fig. a*).
- 3 Press down firmly in center of car seat to compress vehicle seat cushion while tightening vehicle seat belt.

HINT: Use your knee to press down in center of car seat (*fig. b*).

- 4 Pull front to back and left to right to check for secure installation (*fig. c*).

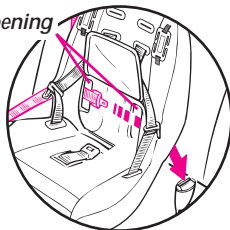
If not secure, see "Vehicle Seat Belts" section.

- 5 Attach tether hook (A) to anchor hardware (B) and tighten strap to remove any slack (*fig. d*).

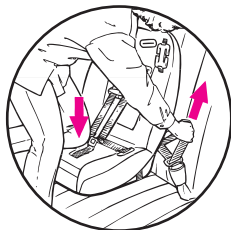
If tether anchor hardware (B) is not available, see "Installation of Anchor Hardware" section.



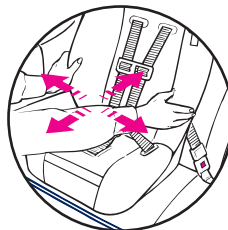
Opening



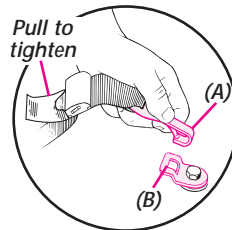
(fig. a)



(fig. b)



(fig. c)



(fig. d)

HARNESS SYSTEM - *removal and re-assembly*

Removal:

- Lift adjuster bar and pull both harness straps out of current slots.
- Pull harness strap out of car seat, harness tie, and tongues.

Store all parts for future use.

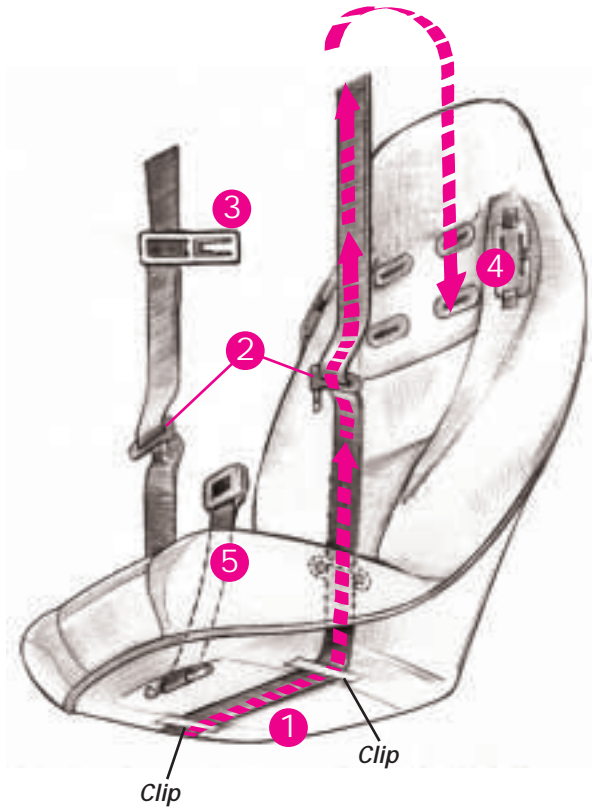
- Push buckle and crotch strap down into crotch strap opening.

Re-assembly:

When re-assembling harness system, be sure harness straps are not twisted.

- 1 Thread end of harness strap down through slot in seat pad, under both clips on bottom and back up through slot in opposite side of car seat pad.
- 2 Thread ends through tongues or shields (available on some models).
- 3 Thread ends through harness tie.
- 4 Thread ends through desired slots and adjuster following instructions in “Operations and Adjustments” section.
- 5 Pull buckle out of of buckle slot.

HARNESS SYSTEM - *removal and re-assembly* (continued)

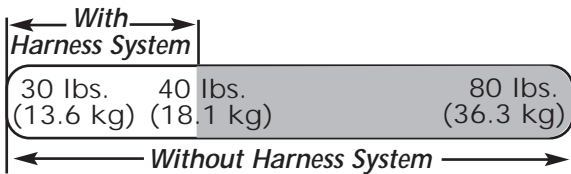


HEIGHT and WEIGHT LIMITS

✿ With Harness System

Child **MUST** meet all of the following requirements:

- Weight is 30 - 40 lbs. (13.6 - 18.1 kg).
- Minimum height is 35 inches (89 cm) tall.
- Child is able to sit upright unassisted ✱.
- Child's shoulders are **not** above top harness slots.



✿ Without Harness System

Child **MUST** meet all of the following requirements:

- Weight is 30 - 80 lbs. (13.6 - 36.3 kg).
- Height is 35 - 50 inches (89 - 127 cm) tall.
- Child is able to sit upright unassisted ✱.
- Top of child's ears are **not** above top of headrest.

✱ The American Academy of Pediatrics recommends that children should be at least one year of age before being positioned forward facing.

✿ Outgrowing Car Seat

⚠ WARNING

To avoid injuries from whiplash, top of child's ears must be below top edge of headrest.